


# Quality Heat Exchangers

brazed heat exchangers & turbo-plate  
hydraulic oil coolers



## Brazed Plate Heat Exchangers

Funke design

Universal solutions for industrial  
and domestic applications

**mdt**

[www.mdtco.com](http://www.mdtco.com)

brazed & turbo-plate heat exchangers



## Advantages

The series GPL, GPLK und TPL provide for a well balanced ratio of high heat transfer rates with low pressure losses. The thermodynamically optimized corrugation of the embossed plates and the inserted turbulators (TPL) allow for high turbulent flow even at low volumetric flow rates. This allows for efficient use of the heat exchange area available and leads to a perfectly optimized heat transfer. The high turbulent flow also results in an efficient self-cleaning effect, which greatly reduces maintenance and time-out. FUNKE brazed plate heat exchangers have a compact design and are used for high pressures and temperatures.

## Applications

Typical applications for brazed plate heat exchangers are heating, cooling, condensing

- System separation
- Heat extraction and heat recovery in domestic and process technology
- Refrigeration engineering
- Mechanical engineering
- Oil cooling
- Hot water/Process water
- Heating engineering (solar thermal systems, central heating, floor heating)
- Evaporation/Condensing in cooling systems
- Air drying
- Hydraulic oil cooling
- Cooling of machines and motors
- Mold machine temperature control
- Economizing

## Media

Copper brazed plate heat exchangers are mainly used for media such as

- Oil and oil containing fluids
- Glycol mixtures
- Alcohols
- Refrigerants (kg)
- Gas/Air
- Water
- many more (according to media properties and its viscosity)

## Information

Copper brazed plate heat exchangers GPLK should not be used for the following media:

- Seawater
- Ammonia
- Deionates
- Silicone oils
- high chloride media

## For applications with

- Ammonia
- Deionates
- Silicone oils

the nickel brazed plate heat exchangers NPL/NPLK are recommended.



## Series GPL/GPLK

These series were designed for universal applications with media of low viscosity. Main feature is the balanced ratio of high heat transfer rates to minimal pressure drops. Yet at low volume flows the thermodynamically optimized V-corrugation of the plates generates a highly turbulent flow, resulting in an optimum use of the heat transfer area available.

## Special design series NPL/NPLK


Construction and function are identical to GPL/GPLK. Deviant is the solder which in this case is nickel.

## Special design series GPLS

The standard safety heat exchanger with the double wall. The function is identical to a heat exchanger plate, one double wall element consists of two plates one above the other which are not brazed at the circumferential outer wall, so that leakage can escape at all sides of the unit.

## Series TPL

The TPL-series is a special development for the demands in mechanical engineering and plant engineering (e.g. for cooling of hydraulic oil and motor oil). The TPL-volume of the flow gap is up to 80% larger compared to units with conventional heat exchanger plates. With special turbulence sheets inserted in the flow gaps and thermodynamically highly efficient diagonal media flow in combination with maximal diameter connections very high heat transfer rates are obtained. Variable designs of these elements allow for optimal adaptation to different applications. Due to the efficient performance of the FUNKE TPL for media with higher viscosities the unit can be of a much smaller size compared to conventional plate heat exchangers!




Cross-section: TPL and GPL/GPLK

## Technical Data

### Application conditions

Series	max. operating pressure (bar)	max. operating pressure (bar) special design	max. operating temperature (°C)
GPL/GPLK	30/exception GPLK 80: 16 bar	45	200/150
TPL	30		200
GPLS	30		200
NPL/NPLK	16/10	27/10	200/150



## Performance

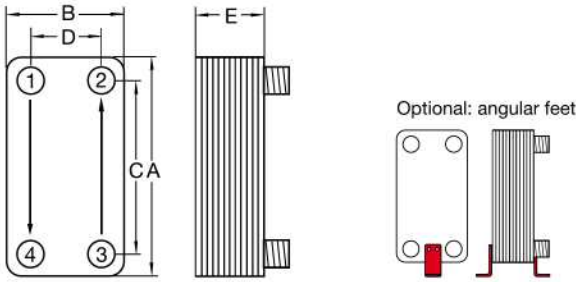
2.0 to 6000 kW

## Material

For the plates stainless steel 1.4401 / AISI 316 is used. For the series GPL, GPLK, TPL, APL, SPL the solder is copper. For the series NPL and NPLK the solder is nickel.

Model	Connections
GPLK20x	10
GPLK20x	20
	F1 - F4
	G3/4"

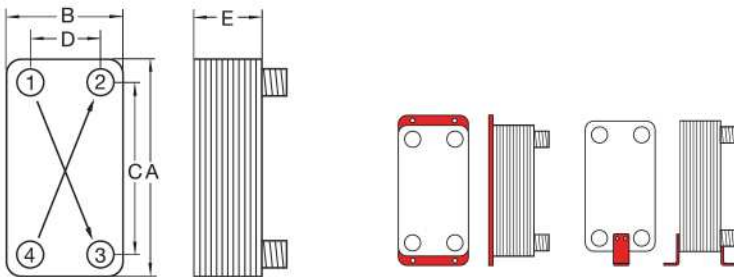
## Overview types GPL and GPLK



- 1: hot side IN
- 2: cold side OUT
- 3: cold side IN
- 4: hot side OUT

Connections may be changed at each side as long as counter flow is continued.

Type		Dimensions								Volume
Solder		Overall			Dist. (connection)		Connection	No. of plates	Empty weight	Volume / Channel
Copper	Nickel	A (mm)	B (mm)	E (mm)	C (mm)	D (mm)	(standard)	(N) (max)	(kg)	(ltr. / Channel)
GPL 2	NPL 2	230	89	12+2,3xN	182	43	G 3/4"	50	0,06xN+1,1	0,03
GPL 3	NPL 3	325	89	12+2,3xN	279	43	G 3/4"	30	0,08xN+1,3	0,045
GPL 4	NPL 4	171	124	12+2,3xN	120	73	G 1"	50	0,06xN+1,2	0,03
GPL 5	NPL 5	332	124	12+2,3xN	281	73	G 1"	100	0,12xN+1,6	0,065
GPL 6	NPL 6	529	124	12+2,3xN	478	73	G 1"	100	0,24xN+2,0	0,1
GPL 7	NPL 7	529	269	14+2,4xN	460	200	G 2"	150	0,60xN+5,5	0,23
GPL 8		529	269	14+2,4xN	421	161	G 2 1/2"	200	0,54xN+10	0,22
GPL 9		798	269	14+2,4xN	690	161	G 2 1/2"	200	08xN+11,5	0,4
GPL 10		870	383	23+2,4xN	723	237	DN 100	220	1,25xN+39,5	0,6
GPLK 10	NPLK 10	206	73	8+2,27x(N-1)	172	42	G 1/2"	60	0,81+0,04x(N-1)	0,025
GPLK 20	NPLK 20	194	80	10+2,25xN	154	40	G 3/4"	60	0,8+0,05xN	0,025
GPLK 30		311	73	10+2,3xN	278	40	G 3/4"	60	0,84+0,07xN	0,04
GPLK 40	NPLK 40	306	106	10+2,4xN	250	50	G 1"	100	1,5+0,135xN	0,055
GPLK 50	NPLK 50	304	124	10+2,4xN	250	70	G 1"	100	1,6+0,15xN	0,065
GPLK 55	NPLK 55	522	106	10+2,4xN	466	50	G 1"	120	3,1+0,22xN	0,095
GPLK 60	NPLK 60	504	124	10+2,4xN	444	64	G 1"	120	3,5+0,24xN	0,107
GPLK 70	NPLK 70	528	245	11,5+2,4xN	456	174	G 2"	160	7,2+0,52xN	0,232
GPLK 80	NPLK 80	527	246	11+2,85xN	430	148	G 2 1/2"	140	8,5+0,49xN	0,289



## Overview types TPL

- 1: hot side IN
- 2: cold side OUT
- 3: cold side IN
- 4: hot side OUT

Optional: extended end plate with holes for fastening, angular feet respectively

Type		Dimensions								Volume
Solder		Overall			Dist. (connection)		Connection	No. of plates	Empty weight	Volume / Channel
Copper		A (mm)	B (mm)	E (mm)	C (mm)	D (mm)	(standard)	(N) (max)	(kg)	(ltr. / Channel)
TPL 00-K		274	111	6+4xN	213	40	G 1"	13	1,7+0,23xN	0,098
TPL 00-L		439	111	6+4xN	378	43	G 1"	13	2,4+0,40xN	0,134
TPL 01-K		383	168	6+4xN	309	43	G 1 1/2"	45	2,9+0,48xN	0,206
TPL 01-K		631	168	6+4xN	557	73	G 1 1/2"	45	4,8+0,87xN	0,321
TPL 02-K		488	225	6+4xN	403	73	G 2"	70	5,0+0,83xN	0,351
TPL 02-L		818	225	6+4xN	733	73	G 2"	70	8,3+1,50xN	0,574

N= number of plates

